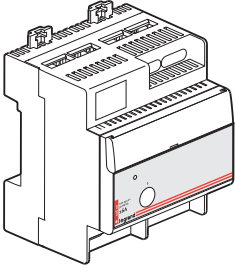
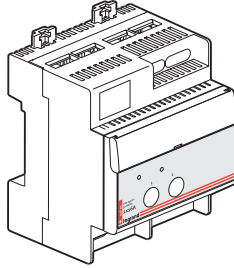


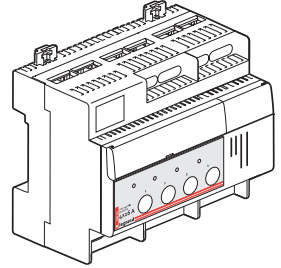
• 026 00 (1 x 16 A)



• 026 01 (2 x 16 A)



• 026 02 (4 x 16 A)



	026 00	026 01	026 02
	100 - 240 V~		
	50 - 60 Hz		
Input	2 x 2,5 mm ²		
Out put	2 x 1,5 mm ² ou 1 x 2,5 mm ²		
	RJ 45		
X =	X = 4	X = 6	X = 6

IEC 60669-2-1

230 V~	3680 W	16 A	3680 W	16 A	10 (2 x 36 W)	4,3 A	3680 VA	16 A	3680 VA	16 A	1150 VA	5 A
110 V~	1760 W		1760 W		5 (2 x 36 W)		1760 VA		1760 VA		550 VA	

